



## FIXTURLASER EVO

## Welcome to our world.

Since the very beginning in 1984, ACOEM AB has helped industries throughout the world to achieve more profitable and sustainable production. We have reached where we are today by having the courage to think beyond the norm and follow slightly unconventional paths. We have had the courage to make mistakes and find new directions. Through our resolve, ambition and knowledge we have become a global player and a leader in innovative, user-friendly shaft alignment.



### TRUE POSITION SENSING

- Live Values during Adjustment
- VertiZontal Moves = Measure Once, Move in Two Directions
- Both Shaft Positions Monitored Simultaneously



### GRAPHIC WORK FLOW

- Icon Based – Adaptive User Interface
- Color Touch Screen
- Screen Flip



### ALIGNMENT INTELLIGENCE

- 2nd Generation Digital Sensor
- All Digital System
- Unparalleled Signal Control

*"Everything should be made as simple as possible, but not simpler." Albert Einstein*

## Fixturlaser EVO

### Simplicity in Your Hands

The new laser based shaft alignment tool, Fixturlaser EVO, is all about evolved simplicity. It is a product without the frills and the bling bling. It stays true to our core values: simplicity, user friendliness and innovative techniques.

The Fixturlaser EVO offers a compact display unit with a 5" color touch screen. It is slim and balanced, allowing you to hold it in one hand, leaving your other hand free to touch the screen icons and rotate the shafts.

It has a clean and color coded graphic user interface that helps the maintenance professional throughout the measurement and alignment process without any hassles and stress.

The Fixturlaser EVO comes with an extensive shaft alignment package, including the Feetlock function that is useful in base/bolt-bound machine situations.


### An All Digital Tool

Fixturlaser was the first to use the digital CCD technology in sensors of this kind and, hence, the first to deliver a digital shaft alignment system to the market.

With a 30 mm CCD detector, you are able to obtain unparalleled repeatability together with outstanding precision alignment, regardless of ambient light and measurement environment. The benefit over the older analog PSD technology is unmatched with regards to the capability of filtering and refining the measurement data.

Another benefit is the size of the sensors that are very compact, only 33 mm thick, and therefore easy to fit into even the tightest spaces.

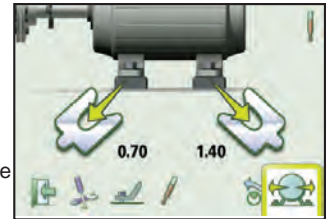




## VertiZonal



Fixturlaser has developed an adaptive user interface, i.e. a user interface that actually tells you what to do based on your measurement results. With the VertiZonal Moves feature, we have brought to you one of the most innovative and time saving features in the shaft alignment world.

The adaptive user interface shows how much a misaligned machine requires to be adjusted by adding or removing shims at the machine's feet. When proceeding with the measurement, you no longer need to remeasure in between the vertical and the horizontal adjustment during the adjustment process. The following horizontal adjustment is promptly carried out with real values displayed.



## Sensor technology

We have chosen to use CCD technology in our sensors, a digital technology commonly used in all digital cameras. The benefit over the older analog PSD technology is unmatched with regards to the capability of filtering and refining the measurement data. With this second generation scientific grade CCD sensor, we can now obtain an unparalleled repeatability together with outstanding results regardless of ambient light and measurement environment. With dual high performance inclinometers in each head, and the improved algorithms, we provide precision alignment at a completely new level.



## Pick Your View with the Screen Flip

Confusing when the display screen does not show the machine from the same angle as yours? No problem, we have a solution for that as well – the Screen Flip. It enables you to see the machine set-up from the actual view that you have of the machine.

FIXTURLASER EVO - COMPLETE SYSTEM

Weight (incl. all standard parts): 5,4 kg (11,9 lbs)

DISPLAY UNIT

Weight: 0.36 kg (12,8 oz)  
 Dimensions: 181 mm x 103 mm x 180 mm  
 (7,1 in x 4,0 in x 1,1 in)  
 Environmental protection: IP 65  
 Display size: 5" (127mm, 5,0 in) diagonal  
 (111 x 63 mm, 4,3 x 2,5 in)  
 Operating time: 8 hours continuous use

TD UNITS

Weight: M3 212 g (7,5 oz) S3 188 g (6,6 oz)  
 Environmental Protection: IP 65  
 Measurement Distance: Up to 10 m  
 Detector: 2nd generation digital sensor  
 Detector Length: 30 mm (1,2 in)  
 Detector Resolution: 1 µm (0,04 mils)  
 Measurement Accuracy: 0,3% ± 7 µm (0,3% ± 0,27 mils)

SHAFT BRACKETS

Shaft diameter: Ø 25 – 175 mm (1in – 6.9in)  
 With extension chain  
 Ø 25 – 450 mm (1in – 18in)  
 Rods: 4 pcs 150 mm (5,9 in)



**Horizontal Shaft Alignment**

Determine and correct the relative position of two coupled, horizontally mounted, machines. When aligned the rotational center of their respective shafts will be collinear.



**Vertical Shaft Alignment**

Determine and correct the relative position of two vertically/flange mounted machines. When aligned the rotational center of their respective shafts will be collinear.



**Softcheck™**

Softcheck™ checks if there is a soft foot condition, i.e. when the motor is not resting firmly on all its feet.



**Target Values**

Pre-set target values before starting your alignment work when you have determined the machines thermal expansion.



**Feetlock™**

Solution to solve base-bound and/or bolt-bound machines.



**Screen Flip**

Select Screen Flip in the settings and it will enable you to see the machine set-up from the actual view that you have of the machine.



**Resume function**

An exceptional power management function that allows you to pick up where you were in the event of an unexpected power cut.



**Memory Manager**

Name your alignment and measurement report and save it in the Memory Manager. In the Fixturlaser EVO, you have the capacity to save up to 1200 measurement reports. They are also easily transferred to a PC via USB cable.



1. Display unit
2. Fixturlaser S3 Shaft brackets complete incl. 4 rods, 150 mm Chain, 470 mm
3. Fixturlaser S3 Shaft brackets complete incl. 4 rods, 150 mm Chain, 470 mm
4. USB cable
5. Power cable
6. Tape measure 5 m
7. Chain 8 mm (L 970 mm)
8. Power supply 4 USB ports



Fixturlaser South Africa (Pty) Ltd  
 70 Lessing Street, Rynfield, Benoni.  
 Tel: +27 010 235 0065 or 66  
 E-mail: info@fixturlaser.co.za - www.fixturlaser.co.za